
January 2025

RSU 63 NEWSLETTER

Jared Fulgoni
RSU 63 Superintendent of Schools
jfulgoni@rsu63.org



Wishing you a new
year filled with lots
of joy, happiness,
and good health!

DISTRICT UPCOMING EVENTS



January

6th - Policy Committee Meeting
6th - School Consolidation Committee Meeting
27th - Budget and Finance Committee Meeting
27th - School Board Meeting
TBD - Curriculum Committee Meeting

**Be to sure to read your schools
weekly newsletters!**



TRANSPORTATION NEWS



Zach Chenier, Transportation Coordinator
zchenier@rsu63.org

**We are hiring! Great pay,
great hours, and great
benefits!**

**Do you love to drive and
want to make a difference?
RSU 63 is looking for a full
time Bus Driver!**

Bus Driver Training Provided



***Please remind your
students to be respectful
and follow the bus safety
rules everyday!!
STAY SEATED for
SAFETY!***



Technology

George Cummings, Technology Coordinator
gcummings@rsu63.org

**STARTING IN JANUARY, WORK WILL BEGIN ON MOVING THE
DISTRICT WEBSITE CONTENT AND THE WEBSITE CONTENT OF THE
3 SCHOOLS FROM BLACKBOARD WEB COMMUNITY MANAGER TO
FINALSITE. WITH THIS CHANGE TO FINALSITE, THE DISTRICT
WEBSITE AND SCHOOL WEBSITES WILL HAVE A MUCH NEEDED
NEW LOOK WITH MORE ACCESSIBLE CONTENT.**

**IN ADDITION TO A NEW AND UPDATED DISTRICT WEB PRESENCE,
A NEW DISTRICT-BRANDED MOBILE APP WITH A MODERN AND
INTUITIVE DESIGN WILL BE AVAILABLE TO PROVIDE FAMILIES
ONE CENTRAL LOCATION FOR ALL DISTRICT AND SCHOOL
INFORMATION. WE ARE PLANNING TO "GO LIVE" WITH THE NEW
WEBSITE AND MOBILE APP IN LATE SPRING 2025!!**

CURRICULUM CORNER



Tina Dumond
Director of Curriculum
Gifted and Talented Admin
kdumond@rsu63.org

*You can find more information on our website at
<https://www.rsu63.org/domain/32>*

12/17/24

Welcome to the Curriculum Corner!

I wanted to share some ELA information with you all:

This year we have an exciting new resource called the Family Room that will help you gain an understanding of what your child may be working on in school. The Family Room is divided into three sections:

- *Getting Started includes general tips on how to navigate Ed.*
- *Program Support includes resources and strategies that I'll be introducing to your child during class, as well as suggestions for how you can support your child at home.*
- *Finally, check out Shareables for quick tips about the challenges that many parents experience, like getting their children to talk about their learning.*

View this quick [video](https://www.youtube.com/watch?v=rWUC4_MjwVU) (https://www.youtube.com/watch?v=rWUC4_MjwVU) to learn more, and remember: You're always welcome in the Family Room!

The Into Reading Ed learning platform has a space for families and caregivers to support learning at home. These resources are available in both **English and Spanish**.



Family Room is easily accessible from the Ed student log in.

Resources include:

- 5 Questions Teachers Wants You to Ask Them
- Navigating HMH's Learning Platform, Ed
- Meet Your HMH Program
- Getting to Know Your HMH Resources
- The Power of Talk
- 5 Steps to Managing Attention and Behavior
- How to Ask Follow-Up Questions to Get Talk Started
- Avoid the Meltdown with Brain Breaks
- No "I'm Bored" Here: Activities to Spark Learning

ELA WEBSITES

<https://www.getepic.com/>

<https://www.funbrain.com/>

<https://www.freereadingprogram.com/>

<https://pbskids.org/>

<https://www.astrosafe.co/blog/free-reading-websites-for-kids>



THANK YOU!!!!

Everyone at RSU 63 would like to
extend a heartfelt **THANK YOU** to all
of our

Sponsor-a-Child donors!
You helped put a smile on the faces
of many!

A huge **THANK YOU** to Mrs. McCarthy
and Mrs. Hutchins for all of your hard
work and the countless other helping
hands that continue to make a
difference everyday!!

WE APPRECIATE YOU!



BOARD BUSINESS

The School Consolidation Committee will hold it's first meeting on January 6th at 6pm.

Agenda can be found on our website at
<https://www.rsu63.org/Page/1481>

Please don't hesitate to submit your questions or concerns to
consolidationinfo@rsu63.org

Board Members

Town of Clifton

Linda Graban, Term Expires March 2027 - Board Chair

Town of Holden

Cherie Faulkner, Term Expires June 2027 - Vice Chair

Heather Lander, Term Expires June 2025

Amy Hart, Term Expires June 2026

Derrick Robertson, Term Expires June 2027

Town of Eddington

Heather Grass, Term Expires June 2025

Rachel Downs, Term Expires June 2026

Brittany Wood, Term Expires June 2027




Holbrook Athletics

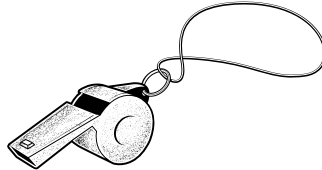
Winter Sports Season 2024-2025

Please contact Michele
Archambault with any
questions or concerns!
marchambault@rsu63.org


**Good Sportsmanship
starts with you!**



Our student athletes are learning, they are
improving, and they are working hard!
Be the example and cheer for all!



**Please remember to support our Ref's!
We can not have games without them!!**



Click the link for Holbrook Athletic Schedules

<https://www.rsu63.org/site/default.aspx?DomainID=197>



Eddington held their winter concert and students had a blast showing off their learning in the form of songs they got to pick with support from Mr. Stetcher. Pictured in this wonderful photo, from parent Amanda Mitchell, are two first grade students singing a feature part of "A Kitty for a Present"

Good News!



Student teacher Sarah Mihalchik has been running cheer club for grades PreK-4 at the Eddington school and has over 40 attendees daily! This has been a fabulous opportunity for students to get some physical activity and enjoy a skill set that Miss M is passionate about. We're also excited to be keeping Miss M through the remainder of the year as an Ed Tech, and hopeful that she will be able to continue clubs like this in the spring!



Students enjoyed their visit from the Grinch & Friends, as well as Santa!

JOIN OUR TEAM!

HIRING IMMEDIATELY

Special Education Teacher – Holbrook

Special Education Teacher – Eddington

ELL/MLL Teacher – District Position

MTSS Teacher – Holbrook

Music Teacher – District

Elementary RTI – Eddington

Speech Language Pathologist – District

Van Driver – Spare

Bus Driver (Willing to Train!!)

Please submit resume to Megan Harvey,
Administrative Assistant
mharvey@rsu63.org

SAVE THE DATE
S T E A M
NIGHT


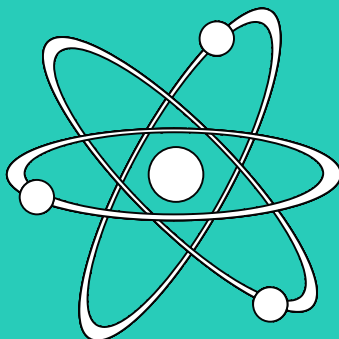



Wednesday January 8, 2025
5:30-7:00 pm
Eddington School

**Join us to explore science, technology,
engineering, art and math.**

**We will have lots of hands-on opportunities to explore
different resources that we have here at school.**

**Come check out our Sphero Bolt codable robots, Sphero
Indi codable cars, 3D printers, codable critters, Bee-Bots,
iPads, and Chromebooks.**



Coffee Filter Snowflakes

Supplies:

Coffee Filter

Washable Markers

Water

Eye Dropper or Small Measuring Spoon

Kid Friendly Scissors

Color, draw, design your snowflake on the coffee filter with markers. Using the eye dropper or small measuring spoon, add drops of water to the colors and watch the magic happen! Let the filter dry completely.

How to Fold the Coffee Filters

- Fold the coffee filter in half.
- Fold the right corner of the coffee filter to the left so that it is 1/3 of the way over.
- Fold the left corner of the coffee filter so that the edges line up on the right. (If you open it up to check, you should have perfect thirds.)
- Fold the coffee filter in half one last time.

This method of folding will give you a snowflake with 6 points - Did you know that all snowflakes have 6 points?

- Next, cut out the pieces from your folded coffee filter to make you snowflakes!
- Be creative with the patterns you choose! You can cut half circles, half hearts, half diamonds, half tear drops, and all sorts of other shapes to make a beautiful snowflake! When you cut the tip off, it will give you a hole in the center.

